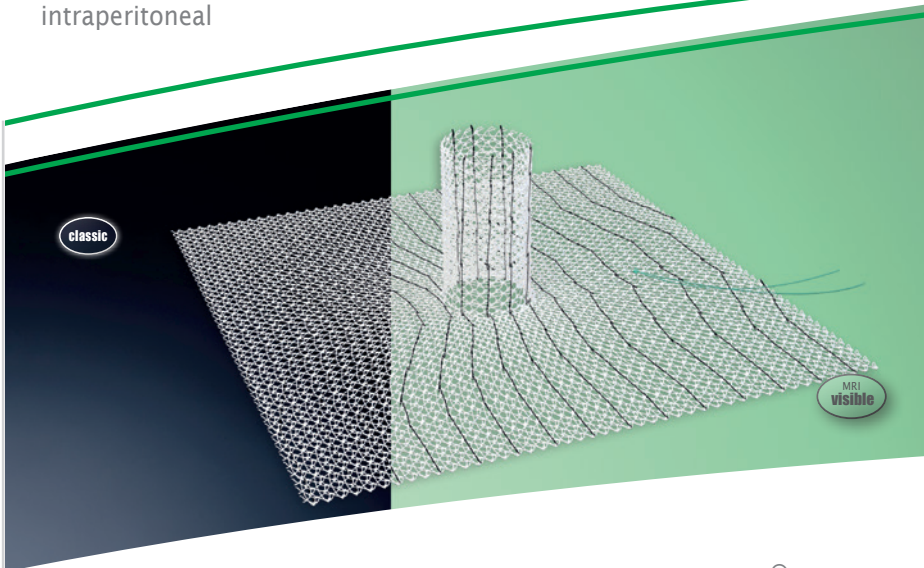


Hernias
Parastomal Hernia
intraperitoneal



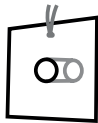
DynaMesh®-IPST implants are used in the prophylaxis and therapy of hernias and fascial defects in the abdominal wall after ostomy as well as to reinforce connective tissue structures and prevent prolapse of the diverted portion of the intestines.

DynaMesh®-IPST

Repair and Prevention of Parastomal Hernia

When selecting the mesh size, ensure sufficient overlap!

DynaMesh®-IPST



Funnel height: 4.0 cm

ø 02 cm x 15 cm x 15 cm (L4) IP072415F1 BX = 1 piece

Funnel height: 2.5 cm

ø 02 cm x 15 cm x 15 cm IP070215F1 BX = 1 piece

ø 02 cm x 25 cm x 25 cm IP070225F1 BX = 1 piece

ø 03 cm x 16 cm x 16 cm IP070316F1 BX = 1 piece

ø 04 cm x 17 cm x 17 cm IP070417F1 BX = 1 piece

DynaMesh®-IPST visible

Funnel height: 4.0 cm

ø 02 cm x 15 cm x 15 cm (L4) IP082415F1 BX = 1 piece

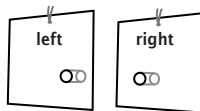
Funnel height: 2.5 cm

ø 02 cm x 15 cm x 15 cm IP080215F1 BX = 1 piece

ø 03 cm x 16 cm x 16 cm IP080316F1 BX = 1 piece

DynaMesh®-IPST-D visible

Funnel height: 4.0 cm



ø 02 cm x 30 cm x 30 cm (L4) left IP082431F1 BX = 1 piece

ø 02 cm x 30 cm x 30 cm (L4) right IP082432F1 BX = 1 piece

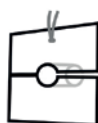
Important: Side specificity (left-sided/right-sided stoma)

Repair of Parastomal Hernia

When selecting the mesh size, ensure sufficient overlap!

DynaMesh®-IPST-R

Funnel height: 3.5 cm



ø 03 cm x 16 cm x 16 cm (L3.5) IP103316F1 BX = 1 piece

DynaMesh®-IPST-R visible

Funnel height: 3.5 cm

ø 03 cm x 16 cm x 16 cm (L3.5) IP113316F1 BX = 1 piece

Use and Properties


Product	DynaMesh®- IPST ⁽¹⁾ / -IPST visible ⁽²⁾	DynaMesh®- IPST-D visible ⁽³⁾	DynaMesh®- IPST-R ⁽⁴⁾ / -IPST-R visible ⁽⁵⁾
Field of application	parastomal hernia (repair / prevention)		parastomal hernia (repair)
Surgical access	laparoscopic / open		
Surgical technique	IPOM		
Mesh position	intraperitoneal		
Fixation	sutures / tacks		
Green marker thread	●		
PVDF barrier	●		
Visible technology	● (1) / ● (2)	● (3)	● (4) / ● (5)
Dual-component structure	PVDF monofilament > 85 % PP monofilament		
Biocompatibility	●		
Ageing resistance	●		
Dynamometry	●		
Tear propagation resistance	●		
No scar plate formation	●		
Classification (Klinge's classification [8])	1 a		

All DynaMesh®-IPST implants are used both in laparoscopy and in open surgery. Common applications follow the intraperitoneal onlay mesh technique since the mesh is composed of different materials, which allows intraperitoneal application.

All DynaMesh®-IPST implants have a parietal and a visceral side. The parietal side is marked with green thread ends and consists of PVDF and a small portion of PP on the surface, while the visceral side consists of PVDF on the surface.


DynaMesh®-IPST-D visible implants are used for the repair as well as the prevention of parastomal hernia with particularly large overlap in cranial and medial direction with intraperitoneal mesh position (side specificity: left-sided / right-sided stoma).

DynaMesh®-IPST-R implants are used to repair the parastomal hernia without detachment of the stoma from the abdominal wall with intraperitoneal mesh position. The prefabricated slit facilitates placement of the mesh implant around the terminal segment of the bowel.

VI087xx	DynaMesh®-IPST - Animation: Parastomal Hernia https://youtu.be/VTBwITv_hfo	
---------	---	---

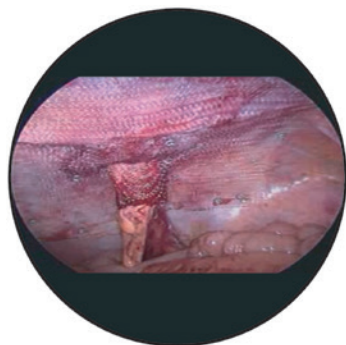
Distributed by:

● Applies to all product sizes
● Does not apply



Handling


The implant is made from a single piece of mesh for a seamless junction with the elastic funnel. **DynaMesh®-IPST** is a **three-dimensional** preshaped implant providing excellent elasticity and flexibility - which facilitates stomaplasty preparation for the surgeon.



Elastic Funnel

The dual-layer composite structure promotes ingrowth into the abdominal wall while at the same time reducing the risks of adhesions on the visceral side.

The **elastic funnel** with no sharp selvedges leads to secure integration of the terminal segment of bowel and reliably prevents parastomal hernia formation [15,61].



Placement

DynaMesh®-IPST-R can be placed without detaching the stoma from the abdominal wall.

The prefabricated slit makes it easier to place the mesh implant around the terminal section of the bowel.

Distributed by: