


Female Pelvic Organ Prolapse  
Vaginal Stump Prolapse

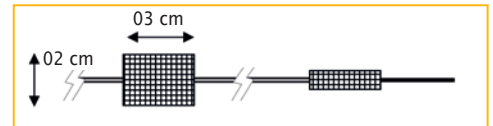


DynaMesh®-VASA implants have been specially developed for pelvic floor reconstruction, and particularly for reinforcing or replacing the uterosacral ligaments, in laparoscopic or open surgical technique.

The implants are used in the treatment of a prolapse of the internal genitalia, such as a vaginal stump prolapse.

## DynaMesh®-VASA

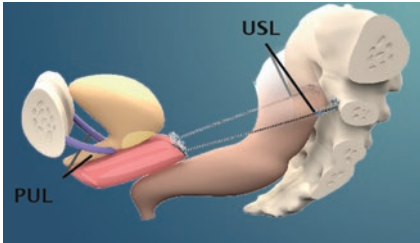
DynaMesh®-VASA	02 cm x 03 cm	PV740203F1	BX = 1 piece
		PV740203F3	BX = 3 pieces



### Use and Properties

Product	DynaMesh®-VASA
Field of application	vaginal stump prolapse
Surgical access	laparoscopic / open
Surgical technique	colposacropexy (VASA) bilateral
Fixation on vaginal stump	sutures
Fixation on sacrum	sutures / tacks
Specially Warp-knitted Selvedges	●
Shape stability	●
Defined elasticity	●
Visible technology	●
Polymer (monofilament)	PVDF
Biocompatibility	●
Ageing resistance	●
Dynamometry	●
Tear propagation resistance	●
Classification (Klinge's classification [8])	1a

● Applies to all product sizes



**DynaMesh®-VASA**  
(VAgino-SACropexy)



The surgical technique VASA is a modified abdominal colposacropexy procedure (laparoscopic/open), in which the uterosacral ligaments are bilaterally reinforced or replaced by the implant.

**DynaMesh®-IVT02** instrument for **DynaMesh®-VASA** in retroperitoneal tape position through laparotomic access.  
Reusable instrument made of surgical steel.  
Length: 32 cm



- Extraperitoneal tunnelling
- Anatomically adapted to the pelvis
- Eyelet on instrument tip with slanted, atraumatic edges
- Use in laparoscopy
- Reusable instrument

Distributed by: